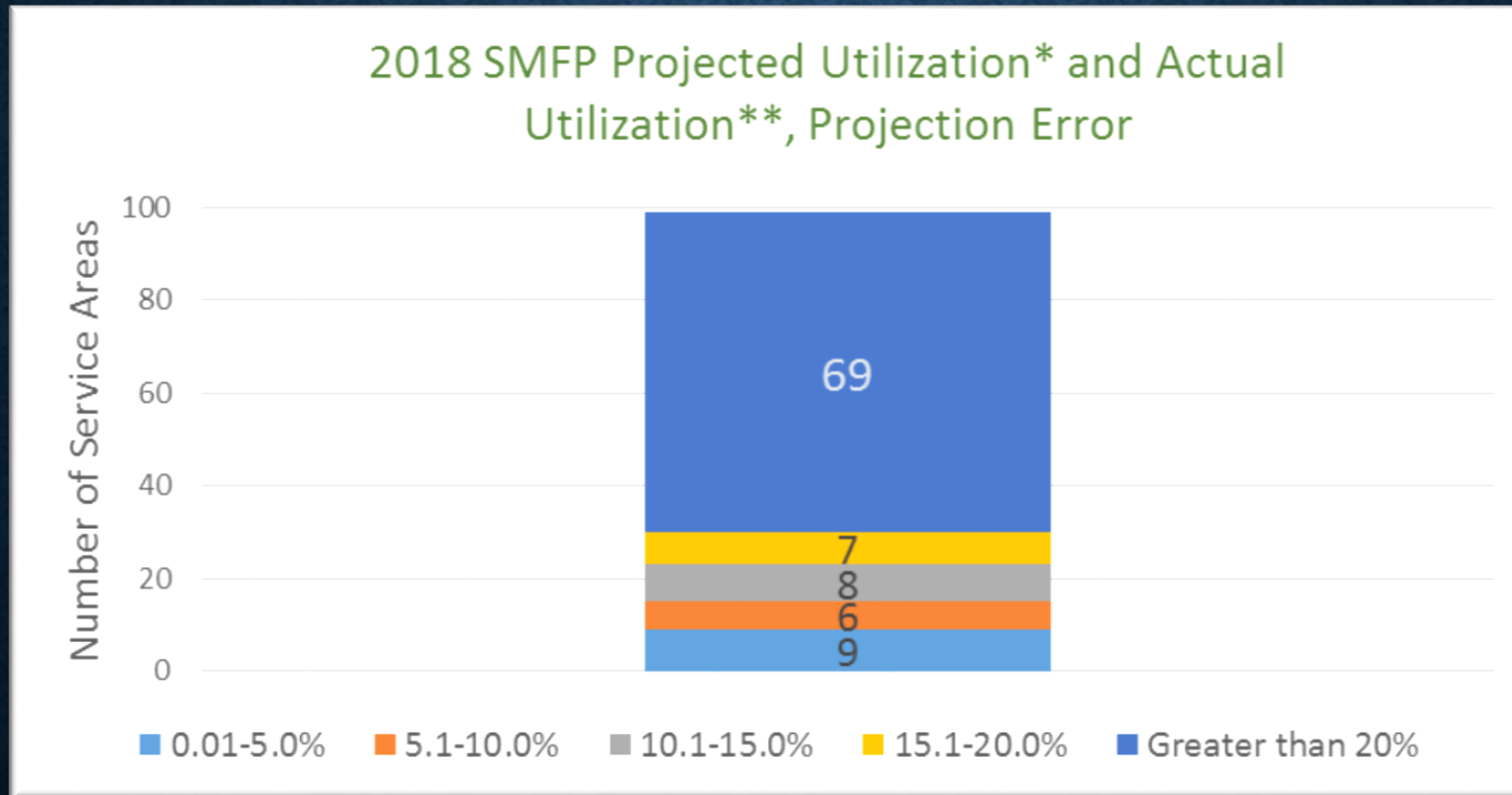


**ADULT CARE HOME METHODOLOGY
MEETING 2
OF INTERESTED PARTIES**

December 13, 2017

Andrea Emanuel, Planner

PROJECTION ACCURACY OF CURRENT METHODOLOGY



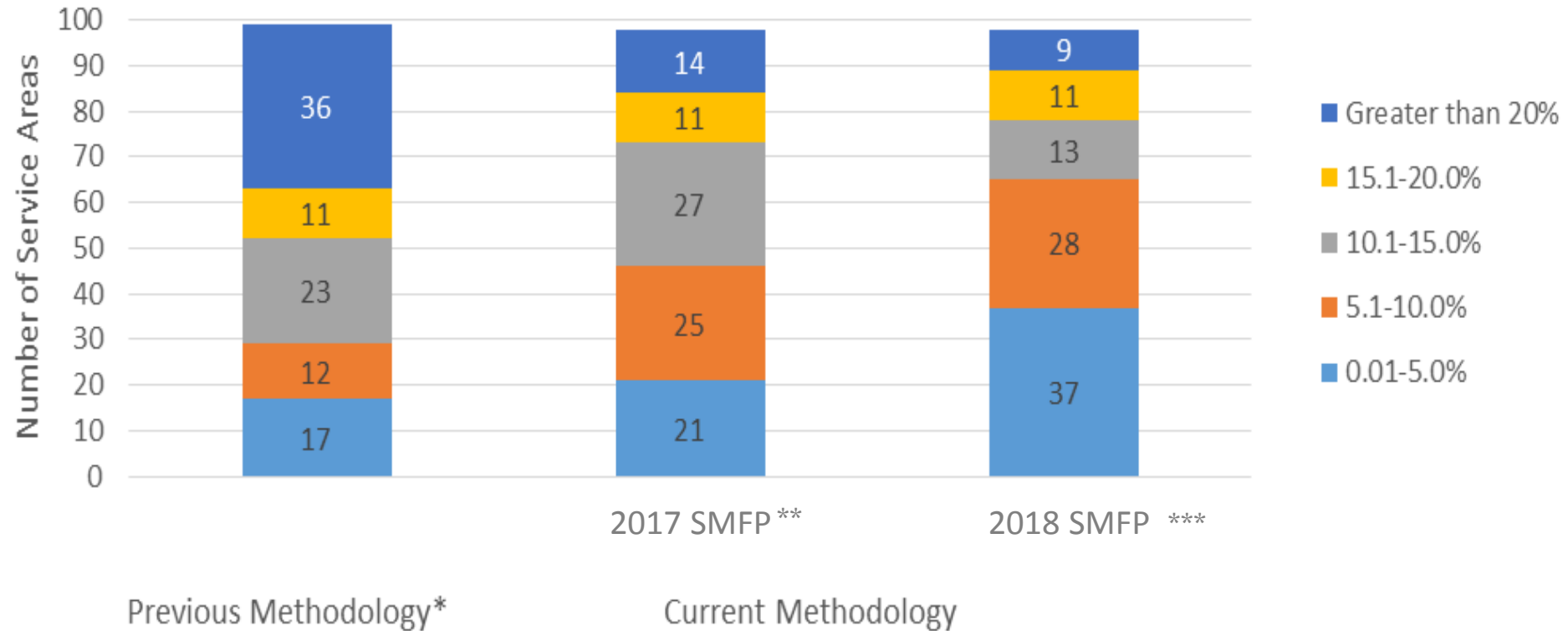
* 2015 NC State Medical Facilities Plan

** 2017 License Renewal Applications for Adult Care Homes

2017 License Renewal Applications to Operate a Nursing Home

2017 Nursing Care Facility/Unit Beds Annual Data Supplement to Hospital Licensure Applications

Utilization Projection Error for NH Beds



* 2014 License Renewal Applications to Operate a Nursing Home and Nursing Care Facility/Unit Beds Annual Data Supplement to Hospital Licensure Applications
2012 North Carolina State Medical Facilities Plan

** 2016 License Renewal Applications to Operate a Nursing Home and Nursing Care Facility/Unit Beds Annual Data Supplement to Hospital Licensure Applications
2014 North Carolina State Medical Facilities Plan

*** 2017 License Renewal Applications to Operate a Nursing Home and Nursing Care Facility/Unit Beds Annual Data Supplement to Hospital Licensure Applications
2015 North Carolina State Medical Facilities Plan

RECOMMENDATIONS TO LTBH COMMITTEE

POLICIES

- Recommendation 1: Beds can be relocated from any county with a surplus to any county with a deficit

Increasing access for special assistance populations?

RECOMMENDATIONS TO LTBH COMMITTEE

CALCULATION OF SURPLUS/DEFICIT

- Projected utilization
 - Current bed inventory
-
- Recommendation 2: Calculate bed use rates for the projected utilization by using the county average change rate over last five years without age group categories
 - Recommendation 3: Exclude all CCRC beds from the inventory, including those that were developed prior to Policy LTC-1

Vacancy Factor?

RECOMMENDATIONS TO LTBH COMMITTEE

DETERMINING NEED

- Deficit Index
- Occupancy Rate

- Recommendation 4: Remove all paid bed days associated with CCRC beds from occupancy rate calculation, including those that were developed prior to Policy LTC-1
- Recommendation 5: Use paid bed days in occupancy rate calculations

Deficit Index Threshold?

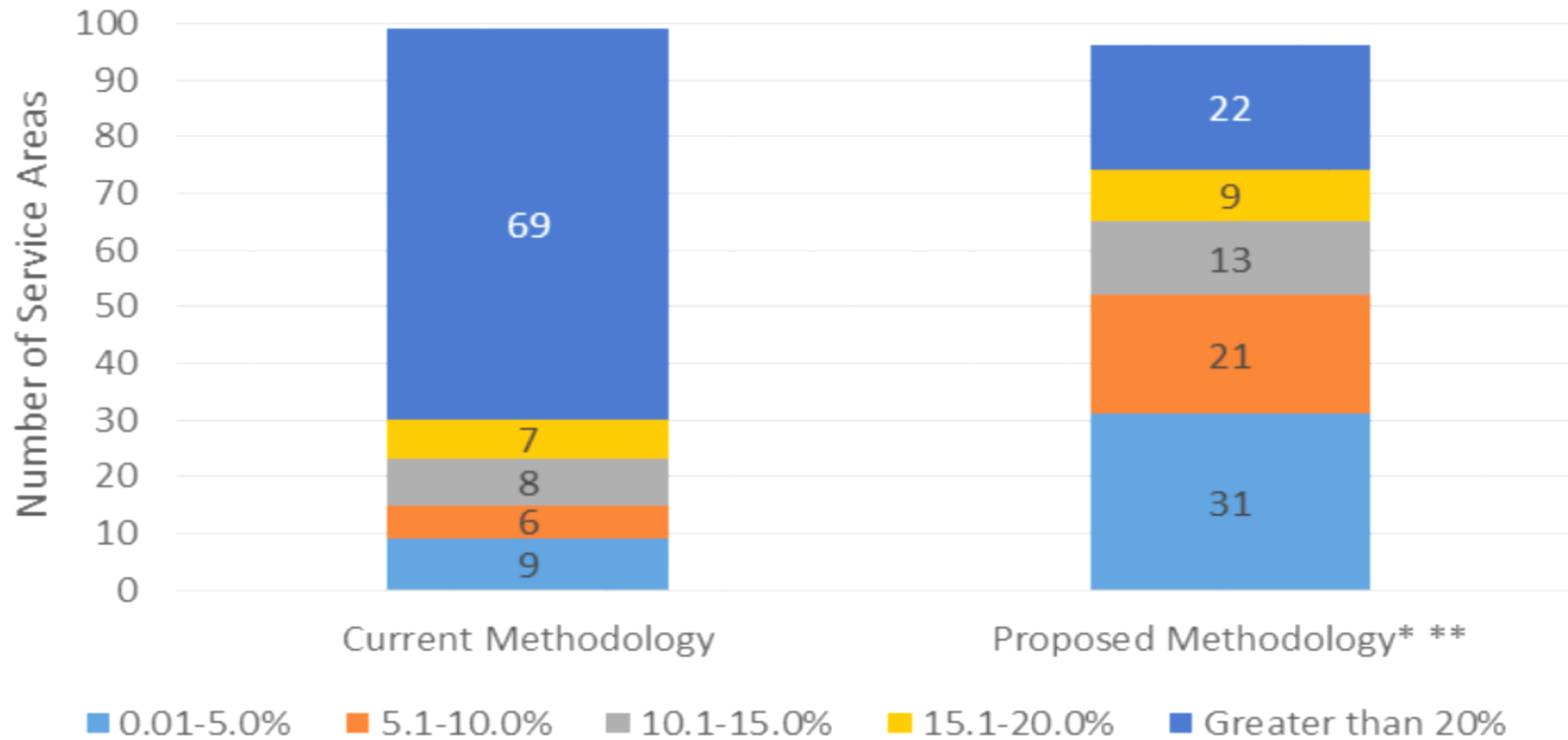
Occupancy Rate Threshold?

Occupancy Rate Type?



1. Average census	1. 80%
2. Median census	2. 79%
3. Average paid bed days	3. 83%
4. Median paid bed days	4. 87%

ACH Bed Utilization Projection Error



* Projections based on 1) average annual change county use rates without age groupings, 2) all CCRC bed use excluded from bed inventory and change use rate calculations and 3) average paid bed days used in occupancy rate calculations

** Use rates based on previous four years of census data

County	Bed Deficit*	Deficit Index	Occupancy Rate**	Need Determination***
Gates	-40	-33.2	40.4	0
Warren	-22	-16.0	53.3	0
Pender	-6	-3.0	77.4	0
Richmond	-6	-2.9	26.0	0
Macon	-3	-1.9	75.1	0
Pamlico	-3	-3.8	64.0	0

* Deficits based on 1) average annual change county use rates without age groupings and 2) all CCRC bed use excluded from bed inventory and change use rate calculations

** Projected use rate based on average paid bed days

*** Need determination is based on thresholds described in 2017 SMFP

CALCULATION OF SURPLUS/DEFICIT VACANCY FACTOR

Table 10C: Nursing Care Bed Need Projections for 2021

County	Bed Rate per 1,000	2021 Population (Civilian)	Projected Bed Utilization	Projected Bed Utilization with Vacancy Factor*	Licensed Plus Previous Allocations	Exclusions**	Total Inventory	Surplus/ - Deficit
Alamance	4.5811	169,439	776	$776 \div .95 = 817$	888	70	818	1
Alexander	2.8557	38,481	110	116	183	49	134	18

County	Bed Deficit*	Deficit Index	Occupancy Rate**	Need Determination***
Gates	-40	-33.2	40.4	0
Warren	-22	-16.0	53.3	0
Pender	-6	-3.0	77.4	0
Richmond	-6	-2.9	26.0	0
Macon	-3	-1.9	75.1	0
Pamlico	-3	-3.8	64.0	0

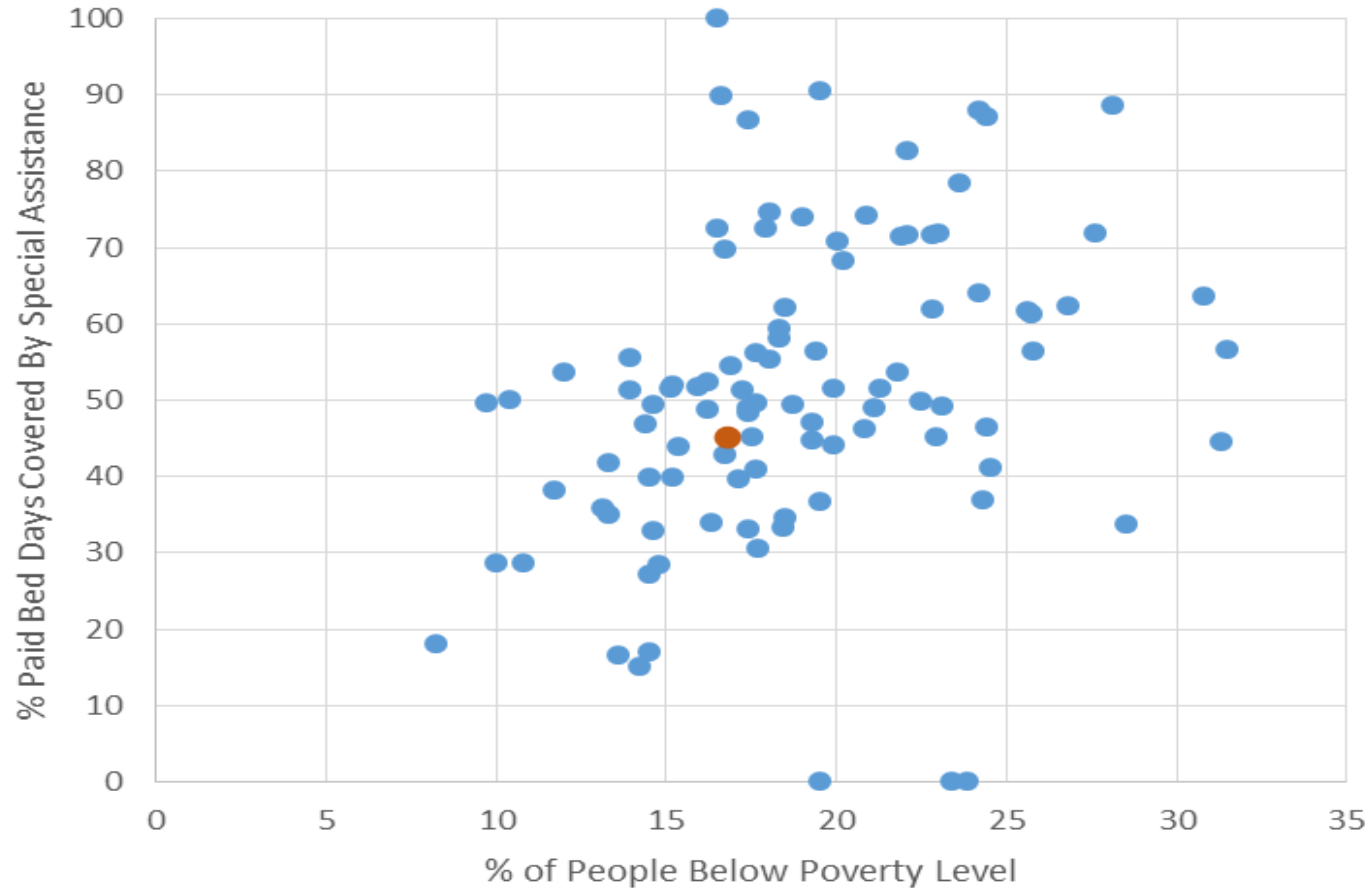
* Deficits based on 1) average annual change county use rates without age groupings and 2) all CCRC bed use excluded from bed inventory and change use rate calculations

** Projected use rate based on average paid bed days

*** Need determination is based on thresholds described in 2017 SMFP

County Poverty Levels and Special Assistance Payor Mix

SERVICE AREAS ABOVE STATE POVERTY LEVEL AND WITH LOWER SPECIAL ASSISTANCE COVERAGE



- | | |
|------------|--------------|
| Alamance | New Hanover |
| Alleghany | Northampton |
| Ashe | Pitt |
| Cumberland | Stanly |
| Durham | Swain |
| Forsyth | Tyrrell/Hyde |
| Graham | Watauga |
| Greene | Wilson |

U.S. Census Bureau, 2012 – 2016 American Community Survey 5-Year Estimates, 2015 data, accessed 12/07/2017
 2017 License Renewal Applications for Adult Care Homes
 2017 License Renewal Applications to Operate a Nursing Home
 2017 Nursing Care Facility/Unit Beds Annual Data Supplement to Hospital Licensure Applications

INCREASING ACCESS SPECIAL ASSISTANCE POPULATIONS

Proposed Policy Language: Certificate of Need applicants proposing to develop new adult care home beds pursuant to a need determination shall demonstrate that the proposed beds will be certified for special assistance and that at least 5% of the projected days of care in the third full fiscal year of operation shall be provided to special assistance residents.

POTENTIAL ITEM TO INCLUDE IN 2019 ACH LRA

OPERATIONAL BEDS

X. Total operational beds on July 31, 2018 _____

Do not include beds that are vacant and unavailable for use. For example, a bed might be unavailable due to renovations that are happening, because it is a second bed in a private room or because of staff shortages.

POTENTIAL ITEM TO INCLUDE IN 2019 ACH LRA UTILIZATION IN CCRCs

X. Some Continuing Care Retirement Communities have beds that are not restricted to individuals contracted with the facility.

a. Do you have unrestricted beds in your facility? _____Yes _____No

b. If yes, how many unrestricted beds were occupied by individuals not contracted with your facility on July 31, 2018? _____

NEXT STEPS

- Develop set of recommendations, including policy language and present at the next LTBH committee
- Pending approval by LTBH Committee, review the accuracy of projections based on data collected through 2018 LRAs
- Determine further needed modifications to methodology