

MRI Methodology Workgroup

December 15, 2021

Summary of MRI Summer Petitions, 2015-2021 (16)

- 13 petitions were petitions for need determinations.
 - 11 requests were to remove a need determination from the proposed SMFP.
 - 9 were approved, 2 were denied (i.e., need determination stayed in SMFP)
 - 2 requests to add a need determination
 - 1 approved, 1 denied
- 2 Special Requests
 - 1 Request for an iMRI (modified request approved)
 - 1 request to modify need determination (denied, but resulted in Policy TE-3)
- 1 Adjustment in Inventory
 - Request to move specialized scanner to standard inventory

Summary of MRI Spring Petitions, 2015-2021 (6)

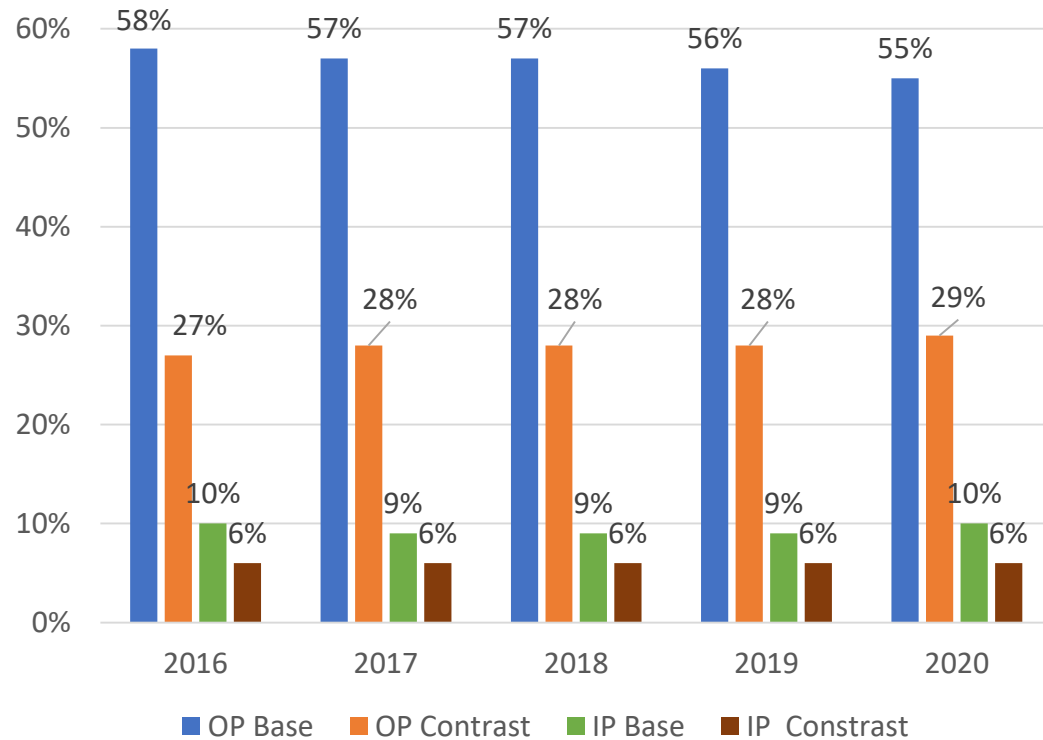
- Policy request led to Policy TE-3
 - allow hospitals with 24-hour ED to apply for CON for a Fixed MRI, 850 procedure threshold.
- Policy request to reduce 850 threshold to 500 in TE-3 (denied)
- 4 petitions relating to a policy request to allow qualified freestanding health services to separate from 3rd party service agreements and obtain provider-owned scanners.
 - Resulted in Policy TE-4 in Proposed 2020 SMFP. Policy was challenged and removed from final 2020 SMFP.

Changes in Fixed Scanners, 2002 to 2021

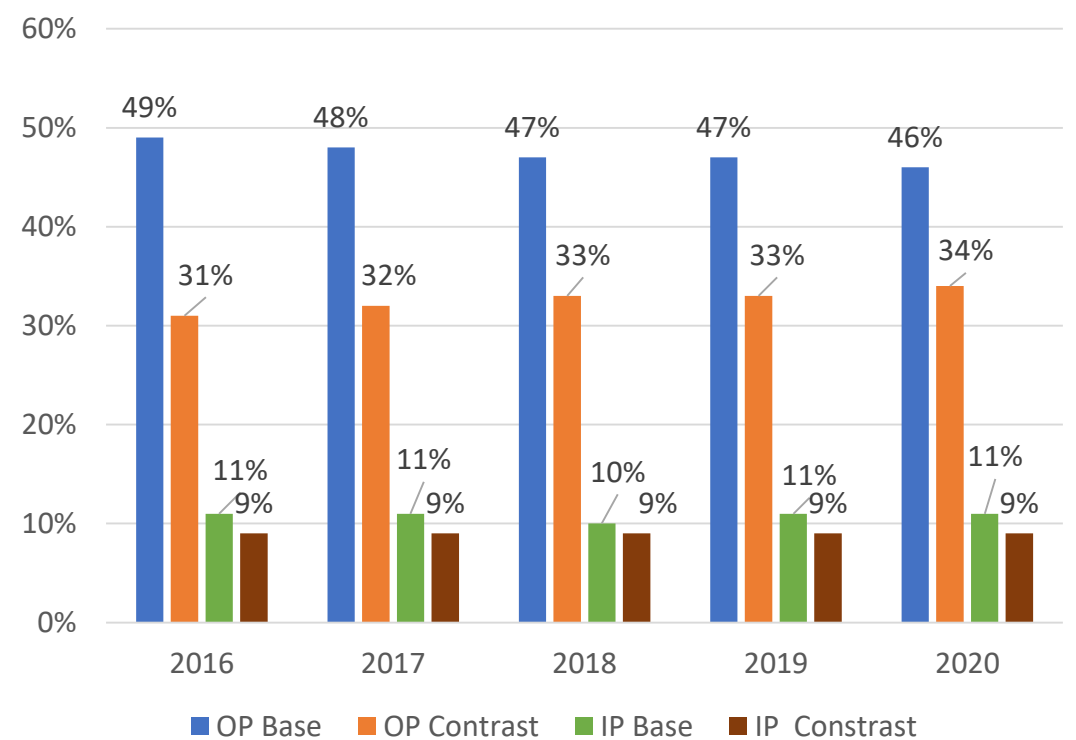
- Total number of scanners increased by 87%
- 2002 Reporting Year (just before current methodology implemented)
 - 78% of scanners were in hospitals
- 2020 Reporting Year
 - 73% of scanners were in hospitals (on a hospital campus and license)
- Number of scanners in hospitals has increased by 75%
- Number of scanners in freestanding imaging centers (i.e., not on a hospital license) has a little more than doubled

Scans, 2016-2020, Percentage by Type

Unweighted



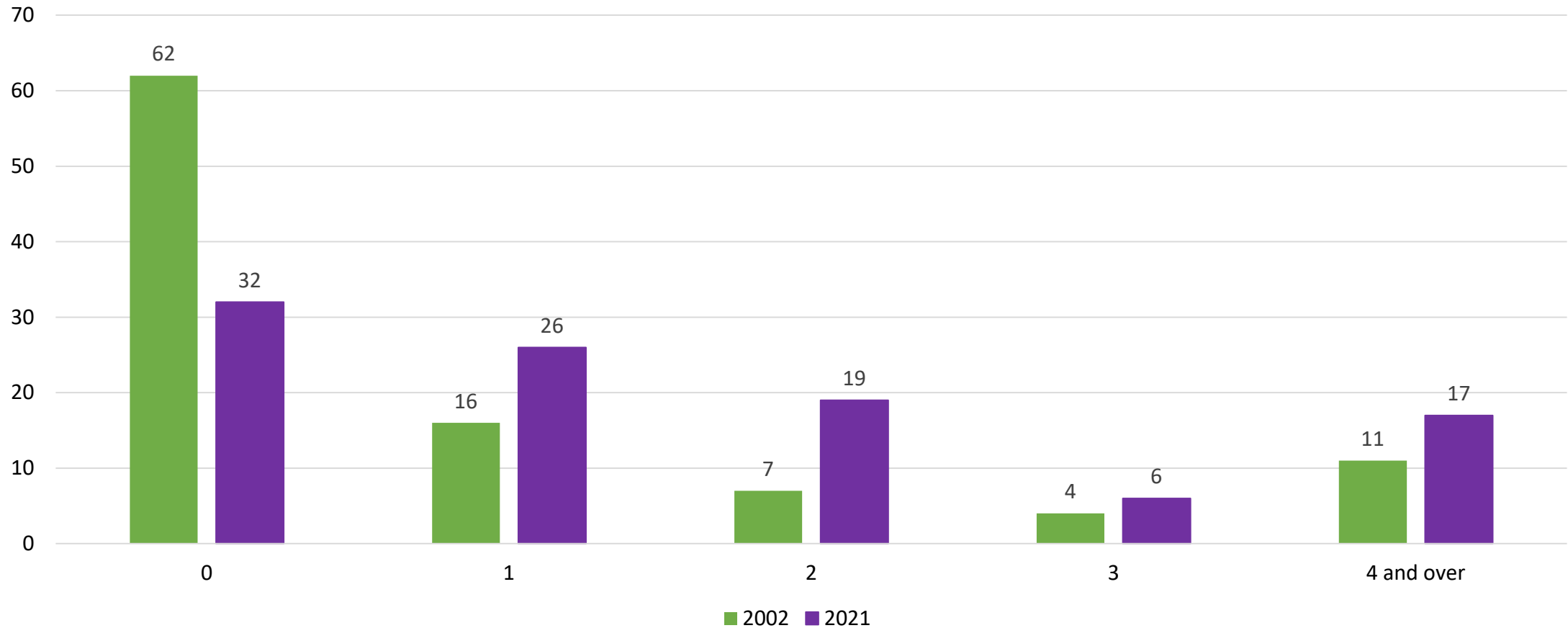
Weighted



Should both population and utilization be in methodology? (*Step 3*)

- Including 3-year utilization trends projects how a facility's utilization is expected to grow, all other things being equal (e.g., population, referral patterns).
- Including population projects how utilization is expected to grow based simply on population growth, *without regard to any specific facility's utilization*.
- Including both can make methodology very sensitive to small changes in these and other parameters.
- Does including both over-project need?
 - Adjust utilization thresholds to assure that methodology does not over-project?

Number of Fixed Scanners by County, 2002 and 2021 → Planning Thresholds (*Step 4*)



Counties with 4 or more MRIs, 2002 and 2021

