



2334 S. 41st Street • Wilmington, NC 28403
(910) 815-3122 • FAX: (910) 815-3111

**PETITION FOR AN ADJUSTED NEED DETERMINATION FOR AN ADDITIONAL
HOSPICE HOME CARE AGENCY OR OFFICE IN HYDE COUNTY**

Petitioner:

Liberty Home Care VII, LLC
d/b/a Liberty Home Care Services
2334 S 41st Street
Wilmington, NC 28451

Timothy Walsh, Financial Analyst
Work: (910) 332-1982
TWalsh@libertyhcare.com

Requested Adjustment:

Liberty Home care VII, LLC, d/b/a Liberty Home Care Services (“Liberty”) seeks to expand its service line to include hospice services in Hyde County and petitions for an adjusted need determination for an additional hospice home care agency in Hyde County in the 2018 SMFP.

Liberty Home Care Background:

Liberty Home Care was established in North Carolina in 1994 with the formation of Liberty Home Care, LLC. Today, Liberty Home Care provides home health services from offices in 27 locations and hospice services from 21 locations covering various urban and rural counties in North Carolina, South Carolina and Virginia.

A unique and critical component of the corporate structure of Liberty Home Care is that an institutional operational structure is not imposed on the home health agencies. The organization understands the need to operate home health agencies and hospice agencies independently and not as a department of a larger organization with rules and policies that govern in very different health care settings (for example, hospitals and other facilities). For this reason, the agencies have flourished and are expected to continue to provide quality home health services.

Liberty Home Care is led by a seasoned team of home care professionals. **Anthony J. Zizzamia, Jr., R.N., MPH**, president, has been involved in the health care field for over 40 years, commencing with home care skilled nursing visits. As an executive, he has managed clinical services for a public health department; hospital-based home care agencies;

freestanding, not-for-profit home care and hospice organizations; and for-profit, freestanding companies. Mr. Zizzamia has also held board leadership positions in home care associations in North Carolina, Illinois, and Georgia. Mr. Zizzamia is a registered nurse, holds the Certification for Home & Hospice Care Executives, and earned a Master's degree in Public Health.

In addition to Mr. Zizzamia's lengthy experience, the management of Liberty Home Care has, collectively, more than 70 years of home care experience. **Holly McDonald, RN**, CHPCA, vice-president of Patient Services, is a 25-year Liberty veteran. She has worked in the hospice and home health care field for over 30 years throughout North Carolina. During her tenure at Liberty, Holly has served as a Field Nurse, Patient Care Coordinator, Operations Manager, and Senior Director for Hospice Clinical Services and has achieved a national Certification as Hospice and Palliative Care Administrator. **Karen Hogan, RN**, is the senior director of Regulatory Compliance and has been with Liberty since 1996. She manages quality initiatives for Liberty's home health and hospice programs. Ms. Hogan has been involved in home care operations and quality improvement for over 25 years, with experience in home health staff nursing and clinical administrative positions with both a health department-based and a private, for-profit, freestanding agency.

Liberty Home Care's mission statement, "to provide cost effective, quality services that will achieve optimal outcomes," reflects the commitment of the company to providing quality home health services.

Reasons for the Proposed Adjustment:

Liberty recognizes the long-standing support of the Long-Term and Behavioral Health Committee and the State Health Coordinating Council with respect to petitions for adjusted need determinations. After careful assessment, Liberty has determined that there are unique circumstances in Hyde County that necessitate the development of an additional hospice home care agency. Approval of this petition will provide Liberty the opportunity to submit a Certificate of Need (CON) application during 2018 to establish a Hospice Home Care agency in Hyde County.

Liberty justifies the proposed adjusted need determination based on several factors, including:

- There currently are no licensed hospice offices actually located in Hyde County
- Extensive drive time from current hospice locations to Hyde County
- Liberty's existing home care office, which is the only licensed home care/home health provider in Hyde County
- Hyde County's population of persons age 65 and older are projected to increase at an astounding 66% between the 2010 US Census and 2030 projected census
- Unique population will never meet current SMFP threshold
- Community support for a hospice home care office in Hyde County is extremely strong

Existing Hospice Providers for Hyde County

A preferred method by many disabled and senior citizens is to remain at home and use community in-home health and/or home aide services. As of July, 2017 there was one licensed home care/home health provider in Hyde County: Liberty Home Care¹, the petitioner of this request. In addition, Community Home Care and Hospice (Beaufort County), Community Home Care and Hospice (Martin County), and Amedisys Hospice Care (Washington County) are the only entities licensed by the state of NC to provide hospice services in Hyde County. Community Home Care and Hospice (Hyde County) is also listed as an entity licensed by the state of NC to provide hospice services in Hyde County. However, they have closed the office and either terminated or moved all the employees. This is confirmed on their website, as the Hyde County (Engelhard) office is not listed as one of their serviced locations. Altogether, according to the 2017 license renewal applications for the three current entities licensed by the state to provide hospice services in Hyde County, only Amedisys Hospice Care (Washington County) served patients in Hyde County. See table 1 below, which displays the 2017 LRA data:

Table 1: FY 2016 Days of Care and Deaths, Hyde County Hospice

Hospice Name	License #	Hospice County	Days of Care from Hyde	Total Days of Care from Office	% from Hyde	Deaths from Hyde
Amedisys Hospice Care	HOS4596	Washington	1,027	14,081	7.29%	13
Community Home Care & Hospice	HOS2516	Beaufort	0	12,752	0%	0
Community Home Care & Hospice	HOS3008	Martin	0	15,167	0%	0
Total	-	-	1,027	42,000	2.45%	13

Data was obtained from 2017 License Renewal Applications

As the data above displays, the 3 Hospice offices currently serving Hyde County residents served a total of 42,000 days of care from their offices. However, only 1,027 days were served to Hyde County residents. That's a paltry 2.45% of the total days of care.

¹ NC Department of Health and Human Services, Division of Health Services Regulation (DHSR), Licensed Facilities, Home Care Only, Home Care with Hospice, Home Health Only, and Home Health with Hospice Facilities (by County); <http://www.ncdhhs.gov/dhsr/reports.htm>

Geographical Access to Hyde County Residents

The Applicants feel a major reason so little of the total days of care from these facilities has been provided to Hyde County residents is because of the drive time from their current location to Hyde County. Hyde County, bordered on the south by the Pamlico Sound and the east by the Atlantic Ocean, is defined by water. According to the U.S. Census Bureau, the county has a total area of 1,424 square miles, of which 613 square miles is land and 811 square miles (57%) is water. It is the second-largest county in North Carolina by total area. However, with this large amount of water comes difficulty for outside-county employees to travel easily and quickly throughout the county.

As stated above, there is currently not a hospice office located in Hyde County. Therefore, Hyde County residents in need of hospice care must utilize out-of-county facilities. The Applicant used Google Earth to find approximate mileage and driving time from the office to the most populous townships among adults aged 65 and over. These townships were: Lake Landing Township, Fairfield Township, and the County Seat Swan Quarter². Lake Landing Township is far and away the most populated township overall as well as the most populous among adults aged 65 and over. The closest hospice office is Amedisys located in Washington County, and this office is over 64 miles away from the Lake Landing Township. That means, at a minimum, this facilities employees have to drive 1 hour and 12 minutes (one way) to give care to residents in this township. The other two facilities, located in Beaufort and Martin, are located even further away. Swan Quarter is the closest township in location to these facilities, and it is still over 44 miles and a 50 minute (one way) drive to aid residents in this area. Please refer to Table 2 and Table 3 below.

Table 2: Mileage from Hospice Facilities serving Hyde County

Office Name	Office County	Miles from Office		
		Lake Landing Township	Fairfield Township	Swan Quarter Township
Amedisys Hospice Care	Washington	64.2 Miles	58.8 Miles	44.3 miles
Community Home Care & Hospice	Beaufort	73.6 Miles	66.6 Miles	53.7 Miles
Community Home Care & Hospice	Martin	83.8 Miles	79.5 Miles	63.9 Miles

² Applicants utilized Hyde County Board of Commissioners addresses given from Hyde County Website: http://www.hydecountync.gov/board_of_commissioners/commissioners_contact_info.php

Table 3: Drive Times from Hospice Facilities serving Hyde County

Office Name	Office County	Drive Time from Office		
		Lake Landing Township	Fairfield Township	Swan Quarter Township
Amedisys Hospice Care	Washington	1 hour 12 minutes	58 minutes	50 minutes
Community Home Care & Hospice	Beaufort	1 hour 25 minutes	1 hour 17 minutes	1 hour 3 minutes
Community Home Care & Hospice	Martin	1 hour 34 minutes	1 hour 22 minutes	1 hour 12 minutes

To compare, the Applicant also utilized Google Earth to find approximate mileage and driving time from Liberty’s current Home Care office, which would be the CON applicant should this petition be approved. See Table 4 and 5 below. As you can see from the tables, these drive times and total mileage would be significantly less if a hospice office was located in Hyde County.

Table 4: Mileage from Liberty Home Care to potential Hyde County Hospice areas

Office Name	Office County	Miles from Office		
		Lake Landing Township	Fairfield Township	Swan Quarter Township
Liberty Home Care	Hyde	20.7 Miles	13.6 miles	0.3 Miles

Table 5: Drive Times from Liberty Home Care to potential Hyde County Hospice areas

Office Name	Office County	Drive Time from Office		
		Lake Landing Township	Fairfield Township	Swan Quarter Township
Liberty Home Care	Hyde	24 minutes	15 minutes	6 minutes

Geographical access to hospice residents is extremely important. Many factors can come into play for an employee that must travel long distances to treat and care for these residents. Some of these factors include: weather, traffic, accidents, and expenses. For the families of these residents, stress is already high when dealing with a terminally ill family member, and worrying about the hospice employee showing up and on time should not be a concern of the family.

To conclude, adding an additional hospice home care agency in Hyde County would greatly improve the geographic access of hospice services for local citizens. Residents of Hyde County as well as employees already working in Hyde would create a reasonably accessed and much needed end-of-life service.

Demographics among the Senior Population

Although Hyde County is the second-largest county in North Carolina by total area, it is also the second-least populous county in North Carolina. However, a particularly noteworthy aspect of the Hyde County population is its age. Liberty has analyzed the local demographics and feels that the Hyde County market is strong enough to support this project. An analysis of the Hyde County population reveals a strong residents and projected growth for those aged 65+.

According to Nielsen Claritas pop-facts data ran by the Applicant, the 2017 estimated total population in Hyde County is projected to be 5,503. Even so, the overall population between 2010-2017 has gone down 5.28% and is projected to drop another 1.13% between 2017-2022.

However, of the 5,503 projected population in 2017, 1,038 (or 18.86%) are projected to be 65 and over. To compare, there were only 875 people aged 65 and over in 2010. That means there was a growth of 163 people aged 65+, or almost 19%. The growing is expected to continue, as well, as an additional 111 people aged 65+ is expected to populate this area in 2022. That is another growth of almost 12%. See Attachment 1 regarding these figures.

Moreover, according to figures from the NC Office of State Budget and Management, the population of persons age 65 and older in Hyde County is projected to grow from 875 at the time of the 2010 US Census to 1,410 by 2030, an increase of 66%. More specifically, between 2010 and 2030 the Hyde County population age 65-74 is projected to grow by 50%, the population age 75-84 by 100% and the population over age 85 by 46%. See Table 6 below, which displays this data. Also see Attachment 2, which exhibits July 1, 2010 and July 1, 2030 County Total Age Groups.

The increasing elderly population in Hyde County is essential to note. In 2014, according to the National Hospice and Palliative Care Organization (NHPCO), approximately 84% of hospice patients were 65 years of age or older³. Thus, this population represents the most significant demographic in need of the proposed hospice office.

Table 6: Population and Growth among Hyde County Residents 65+

Population by Age:	NC Office of State Budget and Management, Hyde County			
	Population	% of Total Population	Additional People	Growth %
2010 Census	5,797			

³ NHPCO Facts and Figures: Hospice Care in America. Alexandria, VA: National Hospice and Palliative Care Organization, September 2015.

Estimate				
Age 65 - 74	458	7.90%		
Age 75 - 84	275	4.74%		
Age 85 - 89	115	1.98%		
Age 100+	2	0.03%		
Age 65 and over	850	14.66%		
2030 Estimated Total	5,490			
Age 65 - 74	688	12.53%	230	50.22%
Age 75 - 84	551	10.04%	276	100.36%
Age 85 - 89	168	3.06%	53	46.09%
Age 100+	3	0.05%	1	50.00%
Age 65 and over	1,410	25.68%	560	65.88%

Unique Population will never meet SMFP Basic Needs and Assumptions

For a Hospice Home Care office need to be created in a specific county, the following basic is needed:

- 1) the county's deficit is 90 or more, and 2) the number of licensed hospice home care offices located in the county per 100,000 population is three or less.

The Basic assumptions to find these numbers are as follows:

1. County mortality (death) rates for the most recent years (2011-2015) are used as the basis for hospice patient need projection. The five-year death rate for 2011-2015 is used as an indicator of deaths from all sites in each county and is not affected by changes in actual deaths from year to year.
2. Because previous years' data are used as the basis for projections, the two-year trailing average growth rate in statewide number of deaths served should be calculated over the previous three years and applied to the current reported number of deaths served to project changes in the capacity of existing agencies to serve deaths from each county by the target year. Hospice deaths served will not be projected to exceed 60 percent of total deaths.
3. Median projected hospice deaths is projected by applying a projected statewide median percent of deaths served by hospice to projected deaths in each county. Projected statewide median percent of deaths served should be calculated by applying the two-year trailing average growth rate in the statewide median percent of deaths served over the previous three years to the current statewide median percent of deaths served.

While these basic assumptions and needs work for primarily all of the counties, Hyde county is unique in that its population is the 2nd smallest in North Carolina. Therefore, because the population is so small, the county will never meet the SMFP additional patient deficit threshold of 90 patients. The Applicants utilized Table 13B: Year 2019 Hospice Home Care Office Need

Projections from the Proposed 2018 SMFP. Table 7 below displays the current data for Hyde County:

Table 7: Hyde County Data from Table 13B of 2018 SMFP

Column A	Column B	Column C	Column D	Column E
County	2011-2015 Death Rate/1000 Population	2019 Population (excluding military)	Projected 2019 Deaths	2016 Reported Number of Hospice Patient Deaths
Hyde	10.0	5,638	56	24
Column F	Column G	Column H	Column I	Column J
2019 Number of Hospice Deaths Served at Two Year Trailing Average Growth Rate	2019 Number of Hospice Deaths Served Limited to 60%	Projected 2019 Number of Hospice Deaths Served	Median Projected 2019 Hospice Deaths	Place-holders for New Hospice Office
28	34	28	28	0
Column K	Column L	Column M	Column N	
Projected Number of Additional Patients in Need Surplus (Deficit)	Licensed Hospice Offices in County	Licensed Home Care Offices in County per 100,000	Additional Hospice Office Need	
0	1	17.7	0	

However, even if you appropriately take out the licensed hospice office in Hyde County along with updating the reported number of hospice patient deaths to reflect the current hospice offices servicing Hyde (excluded Community Home Care and Hospice of Hyde County); Hyde County would still fall well short of the threshold. See Table 8 below.

Table 8: Hyde County Data without hospice office and updated current hospice offices reported number of hospice patient deaths from Table 13B of 2018 SMFP

Column A	Column B	Column C	Column D	Column E
County	2011-2015 Death Rate/1000 Population	2019 Population (excluding military)	Projected 2019 Deaths	2016* Reported Number of Hospice Patient Deaths
Hyde	10.0	5,638	56	13
Column F	Column G	Column H	Column I	Column J
2019 Number of Hospice Deaths Served at Two Year Trailing Average	2019 Number of Hospice Deaths Served Limited to 60%	Projected 2019 Number of Hospice Deaths Served	Median Projected 2019 Hospice Deaths	Place-holders for New Hospice Office

Growth Rate				
15	34	15	25	0
Column K	Column L	Column M	Column N	
Projected Number of Additional Patients in Need Surplus (Deficit)	Licensed Hospice Offices in County	*Licensed Home Care Offices in County per 100,000	Additional Hospice Office Need	
-10	0	0.0	0	

Furthermore, to meet the threshold of a deficit of 90 or more patients in need and all else was kept equal, the county population would need to be over 20,000 and there would also need to be 0 reported hospice patient deaths. That means that the current agencies presently able to serve Hyde County could stop serving this county and there would still not be a need for a hospice office. Presently speaking, only 1 of the 3 current offices serving Hyde County provided hospice care to Hyde residents in 2016. The Applicants feel that is not reasonable to the current residents. See Table 9 below.

Table 9: Hyde County Data needed to meet current threshold from Table 13B of 2018 SMFP

Column A	Column B	Column C	Column D	Column E
County	2011-2015 Death Rate/1000 Population	*2019 Population (excluding military)	Projected 2019 Deaths	2016* Reported Number of Hospice Patient Deaths
Hyde	10.0	20,023	200	0
Column F	Column G	Column H	Column I	Column J
2019 Number of Hospice Deaths Served at Two Year Trailing Average Growth Rate	2019 Number of Hospice Deaths Served Limited to 60%	Projected 2019 Number of Hospice Deaths Served	Median Projected 2019 Hospice Deaths	Place-holders for New Hospice Office
0	120	0	90	0
Column K	Column L	Column M	Column N	
Projected Number of Additional Patients in Need Surplus (Deficit)	Licensed Hospice Offices in County	*Licensed Home Care Offices in County per 100,000	Additional Hospice Office Need	
-90	0	0.0	0	

Community Support

Community support for a home care office in Hyde County is extremely strong. Liberty Home Care has received letters of support from: Kris Noble, Assistant County Manager and Director of Economic Development and Planning, Luana Gibbs, Interim Health Director for the Hyde County Health Department, Earl Pugh, Jr., Chair of the Board of Commissioners, and Geraldine Weatherly, Nursing Home Administrator for Cross Creek Health Care Center. These people, in conjunction with their agencies, know of the great need for local access to hospice services for residents of Hyde County.

In addition, Liberty has also received abundant support from other local leaders and organizations, all expressing their strong support for the proposed project in Hyde County. These organizations and individuals understand the great local demand for end-of-life services, and recognize the need for improved access to hospice services in Hyde County. Please see Attachment 3 regarding letters of support we have received.

Adverse Effects if No Adjustment to the Need Determination

If this petition is not approved, the need for a hospice home care agency in Hyde County will remain unmet. Residents will have to continue to rely on out of county services. Specifically speaking, due to the small population, the current agencies serving Hyde County could stop serving this county and there would still not be a need for a hospice office in the SMFP. Additionally, the population of persons age 65 and older is projected to increase at an astounding 66% between 2010 and 2030. This is important to note because, as stated before, approximately 84% of hospice patients in 2014 were 65 years of age or older.

Given the projected population growth in Hyde County among older adults and the lack of a hospice home care agency located in Hyde County, it would be practical to approve an adjusted need determination for an additional hospice home care agency in Hyde County in the 2018 SMFP.

Alternatives to the Proposed Adjustment

The following alternatives were considered:

1. Maintain the Status Quo. Maintaining the status quo puts Hyde County at risk of not receiving hospice services. This alternative was quickly dismissed.
2. Petition for an adjusted need determination. The project presented in this application is the most appropriate solution to the need for hospice services in the service area. If this petition was approved, Liberty is prepared to pursue a CON in 2018 to provide high quality, accessible home hospice services to the growing elderly patient population in Hyde County. Please see the reasons for the proposed adjustment above.

Evidence of Non-duplication Services

The approval of this petition would not result in unnecessary duplication of hospice services in Hyde County for the following reasons:

- There is currently not an agency located in Hyde County
- Of the three current entities licensed by the state to provide hospice services in Hyde County, only Amedisys Hospice Care in Washington County served patients in Hyde County.
- Hyde Counties senior population is expected to exponentially grow, therefore causing a need for additional hospice services

Safety and Quality, Access and Value

The requested adjustment is consistent with the three Basic Principles governing the development of the North Carolina State Medical Facilities Plan: Safety and Quality, Access and Value.

Safety and Quality

Liberty Home Care was established in North Carolina in 1994 with the formation of Liberty Home Care, LLC. Today, Liberty Home Care provides home care services from offices in 27 locations and hospice services from 21 locations covering various urban and rural counties in North Carolina, South Carolina and Virginia.

Approval of this petition would allow Liberty to apply for CON approval of a hospice agency in Hyde County. The safety and quality policies and procedures currently followed by Liberty Home Care would continue for those served in Hyde County. Liberty places a strong focus on the performance improvement and patient safety and makes every effort to ensure safe, positive patient outcomes and process standardization across the organization.

Access

As stated before, there is currently not a hospice agency located in Hyde County. Approval of this petition would allow Hyde County residents hospice services within their inhabited county. They would not have to rely on out-of-county agencies. Furthermore, Liberty has and will continue to serve any person without regard to age, sex, race, color, religion, or national origin.

Value

Liberty's current Home Care office in Hyde County would be the CON applicant should this petition be approved. Therefore, this will create the most cost effective solution for developing the proposed additional hospice agency, as this home care office is already established and asserted within the community. Furthermore, Liberty Home Care balances high quality care with cost savings initiatives as evidenced by the company's ability to continue to provide quality care while maneuvering through today's challenging healthcare world. The experience of the owners and the management team, as well as the strong support for its employees, indicate that Liberty Home Care is well qualified to provide hospice services to Hyde County residents.

Liberty Home Care's mission statement, "to provide cost effective, quality services that will achieve optimal outcomes," reflects the commitment of the company to providing quality home health and hospice services.

Conclusion

To conclude, Liberty Home care VII, LLC, d/b/a Liberty Home Care Services (“Liberty”) seeks to expand hospice services in Hyde County and petitions for an adjusted need determination for an additional hospice home care agency in Hyde County in the 2018 SMFP. This petition has identified various circumstances in Hyde County that necessitate the development of an additional hospice home care agency. Liberty respectfully requests the Long-Term and Behavioral Health Committee and the State Health Coordinating Council include a need determination for an additional hospice home care agency in Hyde County in the 2018 SMFP.

ATTACHMENT 1

Demographics among Senior Population

Pop-Facts Demographics By Age Race Sex

Pop-Facts Detail

Population by:	Hyde County, NC (37095)			
	Population	%	Additional People	Growth %
2010 Census Estimate	5,810			
Age 65 - 74	484	8.33%		
Age 75 - 84	271	4.66%		
Age 85 and over	120	2.07%		
Age 65 and over	875	15.06%		
Median Age	41.5			
2017 Estimated Total	5,503		-307	-5.28%
Age 65 - 74	603	10.96%	119	24.59%
Age 75 - 84	313	5.69%	42	15.50%
Age 85 and over	122	2.22%	2	1.67%
Age 65 and over	1,038	18.86%	163	18.63%
Median Age	43.5			
2022 Projected Total	5,441		-62	-1.13%
Age 65 - 74	698	12.83%	95	15.75%
Age 75 - 84	318	5.84%	5	1.60%
Age 85 and over	133	2.44%	11	9.02%
Age 65 and over	1,149	21.12%	111	10.69%
Median Age	44.1			



Pop-Facts Demographics By Age Race Sex

Claritas Pop-Facts Premier 2017

Report Generated: March 31, 2017 3:15:18 PM EDT

Copyright © 2017 Claritas, LLC. All rights reserved.

ATTACHMENT 2

**NC Office of State Budget and
Management 2010-2030 County
Census**

July 1, 2010 County Total Age Groups - Standard

[Open as Excel File](#)

County	Age Groups																		Total	Median Age	
	0-2	3-4	5	6-9	10-13	14	15	16-17	18-19	20-24	25-34	35-44	45-54	55-59	60-64	65-74	75-84	85-99			100+
Alamance	5,648	3,880	1,921	7,948	8,136	1,936	1,970	4,056	5,064	10,983	17,175	20,631	21,935	9,468	8,619	11,508	7,476	3,199	29	151,582	38.72
Alexander	1,284	909	469	1,866	1,903	492	502	1,021	872	1,814	4,389	5,317	5,766	2,497	2,487	3,428	1,716	517	6	37,255	40.88
Alleghany	308	265	106	471	510	144	137	282	270	498	1,095	1,352	1,627	868	898	1,291	753	269	2	11,146	45.94
Anson	932	625	298	1,309	1,320	314	341	778	667	1,717	3,540	3,699	3,978	1,811	1,665	2,130	1,212	523	9	26,868	39.55
Ashe	871	575	282	1,135	1,229	313	276	606	551	1,226	2,960	3,400	4,079	2,126	2,103	3,126	1,725	659	8	27,250	45.53
Avery	462	319	138	642	717	177	192	404	493	1,242	2,196	2,519	2,681	1,214	1,243	1,714	1,022	367	3	17,745	42.37
Beaufort	1,617	1,158	569	2,402	2,373	594	575	1,223	1,112	2,275	5,027	5,601	6,892	3,742	3,771	5,230	2,692	912	16	47,781	43.87
Bertie	671	496	216	915	984	269	279	572	534	1,291	2,457	2,487	3,410	1,645	1,332	1,926	1,241	484	8	21,217	42.88
Bladen	1,177	934	445	1,735	1,864	471	474	985	876	1,918	3,988	4,336	5,215	2,773	2,447	3,279	1,711	520	11	35,159	41.27
Brunswick	3,451	2,351	1,155	4,423	4,419	1,044	1,040	2,324	1,935	4,718	11,528	12,254	14,463	8,748	10,858	15,632	6,083	1,739	16	108,181	47.55
Buncombe	7,904	5,520	2,690	10,820	10,793	2,647	2,779	5,685	5,769	14,720	31,999	31,724	34,488	17,178	15,759	20,294	12,361	5,598	73	238,801	40.68
Burke	2,992	2,032	1,005	4,265	4,608	1,221	1,276	2,705	3,005	5,225	9,652	12,024	13,792	6,165	6,025	8,289	4,732	1,659	16	90,688	41.36
Cabarrus	7,518	5,425	2,681	11,314	11,008	2,700	2,755	5,377	4,335	9,108	22,603	28,462	26,091	10,159	8,894	11,482	6,216	2,501	23	178,652	36.74
Caldwell	2,667	1,943	974	4,036	4,517	1,100	1,108	2,349	2,139	4,364	8,746	12,011	12,730	5,889	5,511	7,583	3,954	1,326	8	82,955	41.42
Camden	321	266	133	585	610	151	168	302	236	413	1,010	1,563	1,723	644	562	781	391	124	0	9,983	40.19
Carteret	1,860	1,385	693	2,675	2,877	713	754	1,613	1,401	3,367	7,222	7,963	10,642	5,380	5,382	7,447	3,994	1,313	12	66,693	45.89
Caswell	654	502	254	1,126	1,120	271	302	619	539	1,217	2,557	3,125	3,973	1,913	1,734	2,244	1,099	430	4	23,683	43.65
Catawba	5,625	4,018	1,985	8,299	8,305	2,102	2,112	4,264	4,000	8,599	18,010	21,960	23,292	10,191	9,699	12,408	6,866	2,555	25	154,315	39.62
Chatham	2,224	1,647	839	3,241	2,986	729	741	1,436	1,238	2,769	6,562	8,558	9,475	4,862	4,678	6,358	3,823	1,607	10	63,783	43.76
Cherokee	782	583	248	1,138	1,206	332	328	656	561	1,067	2,524	3,144	3,816	2,224	2,503	3,826	1,840	644	6	27,428	48.21
Chowan	517	352	184	717	737	193	208	385	312	723	1,549	1,532	2,178	1,153	1,095	1,591	934	378	7	14,745	44.77
Clay	290	200	100	452	451	129	112	241	195	441	956	1,133	1,486	873	1,008	1,447	778	289	2	10,583	49.61
Cleveland	3,491	2,319	1,216	4,978	5,284	1,347	1,370	2,907	2,991	6,009	10,368	13,056	14,729	6,818	6,387	8,387	4,715	1,605	10	97,987	40.43
Columbus	2,055	1,434	738	3,019	3,047	782	827	1,574	1,468	3,460	7,008	7,369	8,493	4,002	3,806	5,192	2,785	852	7	57,918	39.89
Craven	4,862	2,916	1,370	5,143	5,059	1,224	1,272	2,497	2,778	9,737	13,833	11,410	13,558	6,452	6,090	8,848	5,268	1,853	14	104,184	36.22
Cumberland	16,611	10,405	4,900	18,730	18,644	4,456	4,562	9,195	10,226	30,843	51,864	41,135	42,426	17,586	14,528	18,316	9,955	2,925	24	327,331	31.20
Cumtuck	753	570	316	1,238	1,286	344	366	722	535	1,161	2,464	3,414	4,290	1,711	1,427	1,917	856	291	2	23,663	41.37
Dare	1,077	763	409	1,490	1,470	390	373	818	610	1,590	4,094	4,534	5,746	2,848	2,560	3,208	1,564	441	2	33,987	43.64
Davidson	5,877	4,021	2,094	8,716	9,074	2,173	2,255	4,532	3,876	8,365	18,295	23,620	25,432	10,814	10,245	13,634	7,388	2,446	29	162,886	40.40
Davie	1,356	975	504	2,155	2,352	597	615	1,166	954	1,713	4,028	5,674	6,537	3,026	2,763	3,840	2,160	861	5	41,281	42.55
Duplin	2,525	1,739	863	3,319	3,292	809	773	1,567	1,488	3,523	7,325	7,575	8,178	3,827	3,511	4,721	2,739	896	8	58,678	37.80

Age Groups

County	0-2	3-4	5	6-9	10-13	14	15	16-17	18-19	20-24	25-34	35-44	45-54	55-59	60-64	65-74	75-84	85-99	100+	Total	Median Age
Durham	12,423	7,615	3,495	13,208	12,210	2,886	2,880	6,097	9,108	23,465	50,024	38,620	34,221	15,697	12,961	14,279	8,257	3,891	45	271,382	33.28
Edgecombe	2,227	1,474	744	3,019	3,008	788	837	1,743	1,508	3,461	6,529	6,751	8,519	4,272	3,598	4,590	2,602	963	4	56,637	39.68
Forsyth	14,245	9,643	4,848	19,151	18,847	4,572	4,571	9,599	10,692	24,705	45,030	47,052	50,918	22,343	19,487	24,417	15,332	5,931	75	351,458	37.23
Franklin	2,281	1,655	830	3,382	3,359	853	825	1,655	1,623	3,325	7,059	8,855	9,542	4,199	3,643	4,603	2,344	800	5	60,838	39.18
Gaston	7,756	5,428	2,672	10,698	11,293	2,780	2,776	5,778	5,520	12,196	24,580	30,400	30,806	13,630	12,357	15,387	8,872	3,105	34	206,068	38.98
Gates	385	300	156	609	666	178	186	391	305	658	1,182	1,590	2,063	888	768	1,087	542	203	4	12,161	42.04
Graham	285	221	120	428	443	103	108	207	204	450	929	1,025	1,280	619	696	992	548	209	1	8,868	44.29
Granville	1,903	1,421	695	2,853	2,867	733	721	1,624	1,668	3,376	6,766	8,965	9,450	3,831	3,461	4,245	2,224	783	14	57,600	39.90
Greene	811	568	278	1,070	1,157	250	238	548	514	1,318	2,978	2,940	3,265	1,458	1,176	1,485	860	315	8	21,237	37.79
Guilford	18,179	12,465	6,289	25,531	25,829	6,484	6,514	13,264	17,473	39,684	64,376	66,977	69,320	30,086	26,537	32,511	19,732	8,155	81	489,487	36.39
Halifax	1,910	1,340	658	2,771	2,797	676	740	1,658	1,497	3,076	5,848	6,572	8,489	4,057	3,618	4,786	2,960	1,079	16	54,548	41.80
Hamett	5,493	3,838	1,849	7,257	7,035	1,700	1,626	3,304	3,644	8,044	16,504	16,508	15,044	6,277	5,501	7,167	3,717	1,210	13	115,731	33.50
Haywood	1,733	1,162	595	2,502	2,671	670	697	1,445	1,294	2,829	5,814	7,433	8,796	4,305	4,544	6,970	4,030	1,455	11	58,956	45.71
Henderson	3,522	2,451	1,180	5,033	5,018	1,189	1,169	2,386	1,996	4,625	11,249	13,059	14,776	7,460	7,825	12,553	8,153	3,283	23	106,950	45.43
Hertford	804	591	315	1,138	1,118	283	303	634	989	1,591	2,853	2,957	3,784	1,943	1,511	2,167	1,274	472	8	24,735	41.09
Hoke	2,798	1,804	872	3,224	3,016	670	641	1,267	1,135	3,065	8,651	6,622	5,961	2,433	1,879	2,145	1,055	331	1	47,570	30.92
Hyde	166	128	62	236	229	72	55	126	114	291	870	838	863	499	371	485	275	115	2	5,797	41.26
Iredell	5,686	4,202	2,148	9,188	9,615	2,383	2,384	4,900	4,134	8,412	18,209	23,733	25,190	9,960	9,097	11,941	6,488	2,108	19	159,797	39.00
Jackson	1,199	846	402	1,593	1,587	371	337	810	2,649	5,214	4,666	4,306	4,934	2,585	2,724	3,699	1,823	596	4	40,345	36.24
Johnston	7,436	5,322	2,656	10,896	10,764	2,563	2,576	4,835	4,101	8,507	21,624	27,717	24,437	9,931	8,806	10,735	5,051	1,669	12	169,638	36.42
Jones	355	252	116	444	514	111	107	277	239	586	1,049	1,090	1,626	835	727	968	570	213	0	10,079	44.18
Lee	2,515	1,723	800	3,264	3,329	786	801	1,638	1,447	3,419	7,484	7,696	8,130	3,634	3,248	4,386	2,570	993	8	57,871	37.35
Lenoir	2,168	1,591	808	3,002	3,229	797	857	1,827	1,533	3,248	6,542	6,964	9,089	4,387	3,866	5,191	3,251	1,097	4	59,451	41.05
Lincoln	2,676	1,912	972	4,175	4,255	1,108	1,121	2,203	1,905	4,001	8,472	11,919	12,695	5,445	5,110	6,391	3,077	967	8	78,412	40.57
Macon	1,021	723	341	1,381	1,531	351	377	801	779	1,692	3,214	3,517	4,654	2,663	2,777	4,499	2,654	956	8	33,939	47.89
Madison	536	396	199	1,008	995	251	239	468	726	1,313	2,079	2,633	3,053	1,657	1,539	2,080	1,144	456	5	20,777	43.38
Martin	795	594	291	1,172	1,236	307	312	693	630	1,250	2,357	2,892	3,820	1,983	1,816	2,420	1,412	474	6	24,460	44.06
McDowell	1,501	1,089	514	2,134	2,305	573	553	1,121	1,019	2,305	5,212	6,306	6,692	3,276	3,046	4,217	2,343	864	7	45,077	41.70
Mecklenburg	41,289	27,393	13,503	53,084	50,885	11,974	11,751	24,476	24,557	63,618	153,567	146,503	127,747	49,869	41,169	46,148	25,056	10,596	131	923,316	34.02
Mitchell	453	314	155	679	692	172	179	365	322	765	1,597	1,916	2,346	1,220	1,098	1,836	1,047	376	4	15,536	45.74
Montgomery	1,001	723	343	1,534	1,516	384	411	833	651	1,521	3,222	3,538	3,971	1,952	1,951	2,486	1,357	548	2	27,944	40.27
Moore	2,958	2,077	1,046	4,299	4,440	1,078	1,078	2,209	1,783	3,722	9,056	10,534	11,954	5,923	6,314	10,159	6,965	2,957	37	88,589	45.01
Nash	3,435	2,381	1,228	4,975	5,316	1,338	1,374	2,804	2,496	5,399	10,931	12,760	14,823	6,912	6,197	7,555	4,330	1,604	9	95,867	40.05

County	Age Groups																			Total	Median Age
	0-2	3-4	5	6-9	10-13	14	15	16-17	18-19	20-24	25-34	35-44	45-54	55-59	60-64	65-74	75-84	85-99	100+		
New Hanover	6,991	4,701	2,290	8,948	8,758	2,149	2,223	4,426	6,888	18,522	29,699	26,868	27,206	13,206	12,095	15,734	8,865	3,694	26	203,289	37.34
Northampton	685	500	263	949	1,020	263	273	602	533	1,199	2,131	2,447	3,449	1,733	1,619	2,391	1,424	522	4	22,007	45.45
Onslow	11,410	6,151	2,696	9,452	8,717	2,023	2,027	3,904	8,409	34,683	31,946	19,187	18,472	7,623	6,329	8,430	4,278	1,229	11	186,977	25.84
Orange	3,916	2,899	1,541	6,438	6,502	1,583	1,628	3,379	7,456	16,975	17,396	17,018	18,792	8,639	6,856	7,609	3,813	1,588	16	134,044	33.20
Pamlico	345	255	130	494	566	129	152	279	266	624	1,290	1,409	2,028	1,095	1,163	1,656	938	270	4	13,093	48.37
Pasquotank	1,606	1,090	531	2,027	1,954	470	490	1,033	1,641	3,510	5,234	4,931	5,879	2,507	2,226	2,977	1,805	730	11	40,652	36.59
Pender	1,835	1,237	610	2,626	2,735	673	673	1,464	1,320	2,784	5,917	7,101	8,123	3,747	3,549	4,731	2,428	795	13	52,361	41.15
Perquimans	416	320	152	581	650	140	152	350	288	663	1,336	1,426	1,980	1,026	1,086	1,777	832	308	1	13,484	46.54
Person	1,414	955	477	2,009	2,062	533	522	1,112	978	1,990	4,258	5,245	6,396	2,842	2,614	3,399	1,879	727	9	39,421	41.49
Pitt	6,802	4,438	2,133	8,282	8,194	1,954	1,970	4,079	9,392	21,722	24,184	20,609	20,885	9,414	8,000	9,385	5,307	2,047	25	168,822	31.04
Polk	536	380	205	855	934	245	256	498	424	822	1,600	2,338	3,017	1,680	1,680	2,482	1,622	870	6	20,450	49.13
Randolph	5,331	3,643	1,855	7,829	8,079	1,957	1,950	3,993	3,562	7,859	16,068	20,469	21,350	9,304	8,624	11,520	6,260	2,275	16	141,944	39.54
Richmond	1,833	1,243	580	2,430	2,627	663	624	1,372	1,359	2,900	5,438	6,122	6,598	3,157	2,955	3,803	2,136	763	2	46,605	38.77
Robeson	6,134	4,103	1,963	7,688	8,092	1,899	1,946	4,096	4,970	10,058	17,229	17,292	17,995	8,276	7,452	9,029	4,624	1,532	14	134,392	34.42
Rockingham	3,032	2,144	1,089	4,583	4,818	1,186	1,254	2,620	2,201	4,943	9,829	12,733	14,825	7,025	6,131	8,481	4,878	1,860	19	93,651	42.31
Rowan	5,272	3,705	1,760	7,327	7,291	1,842	1,838	3,788	3,791	8,728	16,688	18,326	20,539	9,170	8,272	10,834	6,529	2,604	23	138,327	39.12
Rutherford	2,280	1,599	776	3,314	3,522	909	919	1,847	1,712	3,471	7,022	8,861	10,039	4,919	4,796	6,678	3,648	1,413	10	67,735	42.48
Sampson	2,594	1,793	890	3,620	3,679	907	890	1,885	1,591	3,547	7,595	8,572	8,921	4,217	3,679	5,144	2,885	1,034	17	63,460	38.29
Scotland	1,465	1,028	462	1,820	2,082	527	557	1,100	1,074	2,250	4,076	4,570	5,194	2,611	2,334	2,837	1,477	605	8	36,077	38.51
Stanly	2,116	1,457	768	3,032	3,068	779	818	1,654	1,749	3,841	6,664	8,097	9,020	4,156	3,811	5,314	3,116	1,089	8	60,557	40.55
Stokes	1,443	1,042	509	2,244	2,502	651	656	1,395	1,136	2,289	4,697	6,673	7,837	3,509	3,160	4,443	2,278	862	10	47,336	42.83
Surry	2,599	1,764	879	3,697	4,141	994	1,046	2,065	1,849	3,725	7,818	10,139	10,876	5,012	4,818	6,755	3,936	1,567	13	73,693	41.26
Swain	522	353	191	698	734	198	196	376	380	816	1,518	1,692	2,038	992	955	1,384	719	231	3	13,996	40.84
Transylvania	909	603	308	1,221	1,348	360	336	752	932	1,818	2,968	3,362	4,458	2,459	2,656	4,649	2,869	1,049	8	33,065	48.81
Tyrrell	132	101	41	180	173	42	35	99	114	264	656	568	709	284	265	410	244	82	1	4,400	41.30
Union	8,127	6,363	3,357	14,813	14,692	3,549	3,525	6,453	5,236	9,543	21,716	33,847	30,770	10,845	9,604	12,365	5,410	1,883	19	202,117	36.31
Vance	1,796	1,287	622	2,535	2,514	627	603	1,468	1,381	2,846	5,031	5,834	6,393	3,123	2,800	3,611	2,043	777	12	45,303	38.61
Wake	38,477	27,008	13,621	54,761	52,437	12,429	12,455	24,681	24,940	62,500	137,400	146,855	131,895	49,726	40,165	45,104	22,989	9,430	91	906,964	34.49
Warren	692	492	230	874	910	228	249	559	492	1,198	2,242	2,323	3,181	1,725	1,558	2,228	1,278	468	8	20,935	44.92
Washington	499	345	148	658	664	176	171	359	335	660	1,260	1,469	1,927	1,120	953	1,314	793	309	2	13,162	44.08
Watauga	1,167	773	396	1,512	1,527	388	436	856	4,796	11,382	5,251	4,654	5,690	3,006	2,771	3,656	1,927	780	13	50,981	28.53
Wayne	5,160	3,562	1,723	6,802	6,617	1,570	1,680	3,363	3,394	8,874	16,279	15,422	17,670	7,839	6,739	9,135	5,308	1,708	10	122,855	36.63
Wilkes	2,320	1,632	811	3,485	3,578	920	918	1,812	1,536	3,438	7,429	9,139	10,737	5,007	4,678	6,818	3,625	1,347	14	69,244	42.43

County	Age Groups																		Total	Median Age	
	0-2	3-4	5	6-9	10-13	14	15	16-17	18-19	20-24	25-34	35-44	45-54	55-59	60-64	65-74	75-84	85-99			100+
Wilson	3,279	2,162	1,088	4,380	4,546	1,093	1,108	2,347	2,227	4,903	9,793	10,436	11,687	5,699	4,941	6,511	3,639	1,396	12	81,247	38.75
Yadkin	1,315	949	471	1,918	2,121	527	527	1,090	948	1,928	4,018	5,425	5,882	2,570	2,480	3,575	1,991	694	7	38,436	41.47
Yancey	492	362	197	781	827	228	207	460	376	797	1,773	2,265	2,572	1,380	1,400	2,061	1,172	441	6	17,797	45.52
STATE	375,269	256,608	126,738	510,103	510,634	124,409	125,496	256,463	278,961	665,299	1,252,996	1,327,494	1,370,409	605,479	544,222	703,887	390,929	147,536	1,476	9,574,408	37.42

[Return to Top](#)

Last updated 19SEP2016

July 1, 2030 County Total Age Groups - Standard
[Open as Excel File](#)

County	Age Groups																			Total	Median Age
	0-2	3-4	5	6-9	10-13	14	15	16-17	18-19	20-24	25-34	35-44	45-54	55-59	60-64	65-74	75-84	85-99	100+		
Alamance	6,609	4,345	2,159	8,498	8,491	2,125	2,133	4,354	5,501	13,656	23,951	22,948	20,941	11,392	11,612	21,256	13,336	4,763	87	188,157	40.23
Alexander	1,262	835	417	1,663	1,629	385	372	769	681	2,054	4,857	4,731	4,477	2,558	2,602	5,119	3,383	1,194	11	38,999	44.65
Alleghany	399	260	128	486	458	111	113	218	204	575	1,229	1,636	1,594	715	738	1,552	1,240	509	8	12,173	46.58
Anson	753	519	263	1,073	1,079	250	237	507	548	1,592	3,329	3,768	3,383	1,599	1,677	3,009	1,929	631	11	26,157	42.68
Ashe	777	518	258	1,029	1,041	248	239	528	519	1,394	3,035	2,920	3,159	1,677	1,734	3,688	2,859	1,088	17	26,728	47.70
Avery	455	313	159	630	621	151	137	297	360	1,031	1,899	2,411	2,356	1,281	1,252	2,442	1,686	612	9	18,102	47.58
Beaufort	1,487	990	494	1,960	2,004	505	474	995	957	2,431	5,456	5,055	5,274	3,002	3,049	6,740	5,167	1,765	22	47,827	47.19
Bertie	579	407	209	866	899	199	167	345	414	884	1,904	2,873	2,587	982	993	2,439	1,656	576	17	18,996	44.23
Bladen	1,184	786	391	1,560	1,570	376	368	758	682	1,960	4,332	4,549	4,174	2,079	1,986	4,159	3,098	986	12	35,010	42.59
Brunswick	3,968	2,600	1,312	5,358	5,711	1,444	1,464	2,950	2,790	7,304	15,995	18,344	20,136	10,890	12,622	28,982	21,397	6,893	70	170,230	52.89
Buncombe	8,475	5,620	2,806	11,298	11,753	2,980	2,976	6,111	6,128	16,404	36,733	40,916	40,684	18,681	18,436	36,338	25,816	8,961	205	301,321	44.63
Burke	2,898	1,943	968	3,825	3,737	941	952	2,146	2,508	5,696	11,415	10,734	9,360	5,389	5,937	11,659	7,523	2,467	26	90,124	42.07
Cabarrus	10,108	6,539	3,215	12,706	12,915	3,234	3,178	6,153	5,827	15,957	34,746	33,665	34,081	17,181	15,818	25,094	13,956	4,468	54	258,895	39.23
Caldwell	2,772	1,858	925	3,630	3,506	859	865	1,722	1,728	4,909	10,825	10,154	8,883	5,471	5,855	10,616	6,879	2,106	14	83,577	42.76
Camden	338	230	115	458	438	99	96	171	120	403	1,312	1,433	1,128	690	703	1,410	784	291	5	10,224	44.26
Carteret	1,998	1,340	671	2,704	2,784	706	697	1,478	1,428	3,638	8,149	8,564	8,866	4,425	5,103	10,926	7,860	2,770	39	74,146	48.25
Caswell	701	477	240	972	986	228	220	446	426	1,100	2,851	3,186	2,843	1,445	1,455	3,185	2,173	669	11	23,614	44.92
Catawba	5,835	3,836	1,897	7,438	7,334	1,827	1,848	3,654	3,763	9,931	20,721	19,000	17,735	10,132	10,197	19,086	12,051	3,644	40	159,969	40.87
Chatham	2,537	1,625	796	3,178	3,244	817	796	1,521	1,500	4,324	9,418	9,633	10,624	6,074	6,653	13,940	10,882	4,559	128	92,249	51.49
Cherokee	803	553	278	1,123	1,134	271	254	504	464	1,265	2,945	3,136	3,086	1,748	1,922	4,115	3,471	1,407	23	28,502	49.80
Chowan	431	293	147	599	614	155	132	270	252	615	1,448	1,593	1,477	593	600	1,597	1,338	545	12	12,711	43.86
Clay	309	207	103	431	456	110	104	225	190	549	1,215	1,310	1,293	715	737	1,712	1,504	597	11	11,778	50.19
Cleveland	3,439	2,317	1,161	4,632	4,569	1,130	1,122	2,238	2,482	6,186	12,622	12,162	10,186	5,924	6,424	12,069	7,732	2,218	24	98,637	40.58
Columbus	1,995	1,336	667	2,657	2,578	619	604	1,259	1,291	3,297	7,396	7,312	6,954	3,453	3,329	6,624	4,353	1,352	12	57,088	41.65
Craven	4,196	2,727	1,358	5,501	5,785	1,467	1,464	3,034	3,585	11,066	11,276	9,340	11,882	5,046	4,528	9,209	6,367	2,825	58	100,714	33.84
Cumberland	12,690	8,885	4,572	18,933	19,310	4,675	4,679	9,201	10,326	30,677	41,454	37,675	36,200	14,014	15,051	32,108	18,974	5,609	84	325,117	34.22
Cumtuck	1,077	716	360	1,464	1,556	390	390	786	685	1,738	4,023	4,289	4,570	2,397	2,441	4,464	2,218	596	4	34,164	44.14
Dare	1,211	808	404	1,632	1,681	405	391	806	709	1,694	4,389	4,944	5,140	2,421	2,597	5,594	3,922	1,239	18	40,005	46.78
Davidson	6,078	4,041	2,022	8,111	8,173	1,996	1,958	3,891	3,285	9,357	22,363	22,965	20,705	11,196	11,937	21,799	13,123	3,979	39	177,018	42.37
Davie	1,480	981	487	1,935	1,956	475	446	903	798	2,185	5,294	5,551	5,363	2,914	3,070	6,036	4,085	1,461	21	45,441	45.40
Duplin	2,439	1,583	780	3,059	2,976	724	722	1,425	1,455	4,063	8,046	7,149	6,794	3,283	3,120	6,153	4,395	1,655	45	59,866	38.51

County	Age Groups																			Total	Median Age
	0-2	3-4	5	6-9	10-13	14	15	16-17	18-19	20-24	25-34	35-44	45-54	55-59	60-64	65-74	75-84	85-99	100+		
Durham	15,292	9,844	4,853	19,108	18,965	4,598	4,639	9,193	12,402	32,083	56,114	44,069	43,131	21,539	18,327	32,012	20,491	6,519	185	373,364	34.92
Edgecombe	1,829	1,214	608	2,438	2,503	636	613	1,244	1,263	3,220	6,459	5,993	5,926	2,876	3,019	6,634	4,665	1,427	29	52,596	41.89
Forsyth	16,149	10,602	5,264	20,826	20,782	5,065	5,052	10,492	11,556	30,409	58,041	54,796	47,870	23,536	23,405	43,995	27,922	9,283	180	425,225	38.31
Franklin	2,542	1,673	832	3,359	3,425	863	834	1,652	1,630	3,983	9,429	9,796	9,013	4,951	4,952	9,351	5,773	1,799	29	75,886	42.88
Gaston	8,521	5,660	2,828	11,273	11,475	2,919	2,952	5,914	5,977	14,792	30,927	31,312	29,343	16,250	15,595	26,697	16,138	4,454	45	243,072	40.70
Gates	333	242	126	527	531	124	113	208	190	592	1,485	1,727	1,075	596	742	1,615	994	381	14	11,615	42.35
Graham	276	183	93	376	394	89	87	189	190	471	996	985	971	442	492	1,052	833	339	5	8,463	44.06
Granville	1,908	1,273	639	2,562	2,593	649	636	1,239	1,449	3,914	7,608	8,222	7,877	4,424	4,663	8,424	4,852	1,518	28	64,478	44.46
Greene	717	473	235	915	888	211	210	418	432	1,328	2,704	2,550	2,783	1,397	1,208	2,536	1,587	471	10	21,073	42.87
Guilford	19,568	13,130	6,586	26,434	26,487	6,528	6,470	13,143	17,400	42,476	74,156	73,372	66,179	32,067	32,551	59,638	38,074	12,897	292	567,448	39.16
Halifax	1,579	1,080	546	2,222	2,295	560	548	1,044	922	2,345	5,209	5,792	5,079	2,680	2,970	6,512	4,315	1,289	25	47,012	43.80
Harnett	5,945	3,933	1,969	7,954	8,186	2,050	2,116	4,214	4,413	11,091	20,286	18,205	18,192	8,500	7,663	13,175	7,830	2,411	34	148,167	36.03
Haywood	1,958	1,317	662	2,671	2,755	698	690	1,356	1,309	3,061	7,163	8,029	7,746	4,424	4,769	9,791	6,956	2,646	47	68,048	47.99
Henderson	3,968	2,572	1,262	4,979	5,052	1,259	1,264	2,503	2,250	6,192	14,428	13,978	14,710	8,199	8,567	18,480	14,422	5,951	125	130,161	48.79
Hertford	705	474	239	976	1,007	251	233	481	892	1,517	2,829	3,210	3,009	1,334	1,348	2,901	1,994	660	20	24,080	42.64
Hoke	3,197	2,095	1,047	4,168	4,120	1,059	1,082	2,105	2,215	5,273	10,052	8,957	9,419	3,830	3,160	5,512	2,851	733	13	70,888	34.02
Hyde	158	104	52	206	207	50	43	103	106	291	573	636	810	398	343	688	551	168	3	5,490	47.77
Iredell	7,381	4,776	2,356	9,386	9,700	2,491	2,450	4,811	4,611	11,679	27,556	27,870	27,780	14,573	14,414	25,000	13,876	4,224	41	214,975	42.25
Jackson	1,234	810	405	1,630	1,676	428	436	826	2,667	5,802	5,362	5,016	5,141	2,369	2,385	4,837	3,780	1,431	24	46,259	38.63
Johnston	10,054	6,434	3,141	12,352	12,319	3,012	2,980	5,968	5,638	14,373	33,102	32,668	32,099	16,589	15,779	25,039	13,956	3,962	43	249,508	39.63
Jones	325	228	117	488	507	113	105	198	191	492	1,209	1,585	1,256	494	546	1,336	952	278	4	10,424	42.98
Lee	2,489	1,626	808	3,219	3,180	749	741	1,535	1,587	3,939	7,663	6,617	6,562	3,341	3,266	6,135	3,976	1,444	31	58,908	37.58
Lenoir	2,156	1,434	718	2,880	2,864	671	653	1,303	1,158	3,165	7,126	7,511	6,360	3,035	3,085	7,005	4,719	1,510	25	57,378	40.70
Lincoln	2,944	1,943	969	3,906	4,038	1,032	1,036	2,061	1,917	5,242	11,448	12,003	12,268	7,035	7,278	12,834	7,474	2,136	17	97,581	45.21
Macon	1,284	843	417	1,656	1,692	421	407	871	807	1,992	4,213	4,216	4,090	2,214	2,456	5,647	4,451	1,844	35	39,556	47.20
Madison	662	443	220	900	926	253	250	462	763	1,290	2,627	2,684	2,707	1,576	1,656	3,315	2,410	805	15	23,964	47.04
Martin	806	550	277	1,121	1,133	272	246	463	343	971	2,412	2,993	2,413	1,210	1,332	2,937	2,149	660	8	22,296	43.49
McDowell	1,512	1,003	497	1,949	1,911	494	491	963	905	2,498	5,603	5,470	5,426	3,072	3,114	5,964	4,126	1,336	21	46,355	44.78
Mecklenburg	49,703	32,594	16,238	65,071	66,592	16,886	15,673	30,641	31,029	83,069	198,276	210,081	190,604	80,416	71,984	116,756	66,331	21,977	560	1,364,481	38.59
Mitchell	477	323	164	677	699	167	159	262	206	579	1,708	2,186	1,810	865	991	1,995	1,454	564	5	15,291	45.18
Montgomery	1,119	727	353	1,363	1,308	318	316	618	669	1,700	3,718	3,266	3,089	1,649	1,721	3,440	2,550	891	17	28,832	41.30
Moore	3,828	2,502	1,236	4,934	5,031	1,265	1,252	2,449	2,275	5,252	12,384	11,753	11,884	6,436	6,803	14,982	11,772	5,266	175	111,479	46.26
Nash	3,253	2,170	1,087	4,351	4,382	1,051	995	2,067	1,836	4,472	11,455	11,547	10,318	5,751	5,905	11,948	8,000	2,393	44	93,025	43.03

County	Age Groups																			Total	Median Age
	0-2	3-4	5	6-9	10-13	14	15	16-17	18-19	20-24	25-34	35-44	45-54	55-59	60-64	65-74	75-84	85-99	100+		
New Hanover	7,897	5,148	2,537	10,114	10,146	2,553	2,565	5,112	8,150	22,295	35,862	34,277	33,707	15,174	14,668	27,445	19,234	6,990	142	264,016	40.62
Northampton	608	421	216	886	906	206	177	334	263	846	2,213	3,113	2,342	1,094	1,202	2,788	2,016	858	29	20,518	45.27
Onslow	10,833	6,804	3,362	13,793	14,977	4,014	4,194	8,419	12,651	35,610	25,878	21,997	22,613	8,471	7,330	14,827	8,865	2,867	44	227,549	24.82
Orange	4,288	2,841	1,425	5,831	6,256	1,618	1,627	3,356	7,595	18,013	22,225	19,840	18,853	8,710	9,070	16,915	11,261	3,569	92	163,385	38.25
Pamlico	332	227	117	486	505	114	103	196	160	484	1,276	1,717	1,626	766	806	1,999	1,658	674	14	13,260	50.09
Pasquotank	1,458	976	489	1,984	1,996	496	522	1,002	1,540	3,844	4,736	4,531	4,616	2,078	2,101	4,475	2,682	880	17	40,423	37.57
Pender	2,508	1,623	802	3,235	3,351	844	856	1,721	1,791	4,486	9,034	10,006	9,622	4,865	4,941	9,284	5,624	1,789	28	76,410	42.98
Perquimans	457	307	154	631	654	152	144	289	253	712	1,631	1,860	1,686	830	995	2,283	1,675	748	14	15,475	48.03
Person	1,399	947	478	1,945	1,988	465	448	859	698	1,963	4,839	5,477	4,741	2,511	2,481	5,336	3,472	1,120	17	41,184	43.25
Pitt	6,293	4,159	2,072	8,320	8,503	2,179	2,182	4,328	9,772	24,036	23,633	20,079	21,210	9,717	9,170	17,018	11,057	3,441	82	187,251	34.08
Polk	556	387	197	807	811	189	182	373	243	846	2,306	2,585	2,166	1,308	1,532	3,356	2,800	1,239	39	21,922	51.66
Randolph	5,479	3,594	1,771	6,865	6,554	1,583	1,577	3,197	3,204	8,872	19,356	17,346	15,587	9,099	9,408	17,184	10,861	3,582	44	145,163	40.60
Richmond	1,649	1,099	549	2,184	2,150	544	529	1,087	1,249	3,040	5,641	4,935	5,096	2,747	2,627	5,071	3,346	898	9	44,450	39.90
Robeson	5,067	3,302	1,631	6,443	6,341	1,522	1,503	3,097	4,515	10,153	17,011	15,700	14,683	7,372	7,007	13,303	8,547	2,284	29	129,510	37.42
Rockingham	3,023	2,047	1,032	4,174	4,245	1,005	981	2,006	1,691	4,469	10,938	11,818	10,273	5,725	5,945	11,937	7,787	2,487	38	91,621	43.53
Rowan	5,158	3,393	1,686	6,811	6,959	1,814	1,830	3,611	3,722	10,221	19,231	19,141	17,607	9,083	9,412	18,513	11,288	3,251	35	152,766	41.07
Rutherford	2,275	1,561	789	3,203	3,256	770	724	1,430	1,341	3,330	7,780	8,907	7,941	4,075	4,369	8,442	5,924	1,947	18	68,082	43.42
Sampson	2,704	1,737	852	3,313	3,231	807	814	1,653	1,646	4,216	8,169	6,666	6,867	3,894	3,796	7,207	4,805	1,588	29	63,994	38.71
Scotland	1,256	849	431	1,766	1,821	428	398	805	733	1,970	3,800	3,932	3,522	2,026	1,906	3,939	2,790	804	13	33,189	40.61
Stanly	2,117	1,417	711	2,864	2,907	730	750	1,425	1,404	3,824	7,835	8,397	7,143	3,932	4,166	8,080	5,214	1,646	15	64,577	42.33
Stokes	1,410	983	499	2,027	2,007	465	429	825	633	1,801	5,308	6,472	5,256	2,955	3,269	6,500	4,215	1,459	17	46,530	45.68
Surry	2,700	1,775	875	3,384	3,208	775	772	1,538	1,615	4,478	9,638	8,613	7,616	4,613	4,696	8,918	5,951	1,991	38	73,194	41.11
Swain	677	463	236	971	1,014	253	237	460	386	881	1,918	2,190	1,984	990	924	1,939	1,295	408	8	17,234	40.06
Transylvania	974	657	334	1,380	1,457	353	338	774	871	1,791	3,112	4,091	4,531	2,146	2,446	5,870	4,837	2,390	78	38,430	51.72
Tyrrell	149	96	46	185	185	42	39	82	87	232	414	510	617	256	243	556	326	144	8	4,217	45.58
Union	11,458	7,487	3,700	14,612	14,404	3,292	3,052	6,140	5,692	14,659	40,404	35,275	32,052	18,886	19,283	29,617	15,326	5,142	60	280,541	39.17
Vance	1,810	1,206	600	2,374	2,342	549	532	1,099	1,081	2,668	5,845	5,994	4,595	2,497	2,573	4,872	3,432	1,130	19	45,218	38.87
Wake	47,210	30,525	15,052	59,917	61,542	15,770	15,923	31,974	32,822	86,883	183,625	187,888	187,802	86,108	77,719	125,989	70,681	24,405	605	1,342,440	39.87
Warren	587	407	207	856	893	209	200	379	315	989	2,175	2,850	2,416	1,158	1,196	2,723	2,068	882	31	20,541	45.72
Washington	411	280	142	585	614	136	114	244	158	547	1,161	1,480	1,173	546	661	1,447	1,221	468	13	11,401	43.64
Watauga	1,469	954	469	1,808	1,731	415	418	825	5,124	12,216	8,216	6,946	5,376	2,513	2,561	5,538	4,378	1,749	51	62,757	32.10
Wayne	5,268	3,489	1,735	6,886	6,891	1,704	1,724	3,527	3,498	9,802	17,765	16,989	15,562	6,944	7,107	14,564	9,074	3,031	56	135,616	38.06
Wilkes	2,332	1,562	781	3,094	3,071	758	735	1,411	1,272	3,556	8,527	8,413	7,777	4,297	4,383	9,164	6,228	2,272	30	69,663	44.17

County	Age Groups																		Total	Median Age	
	0-2	3-4	5	6-9	10-13	14	15	16-17	18-19	20-24	25-34	35-44	45-54	55-59	60-64	65-74	75-84	85-99			100+
Wilson	3,197	2,122	1,060	4,224	4,304	1,077	1,054	2,104	2,062	5,407	11,562	11,531	10,731	5,297	5,424	10,575	7,052	2,267	42	91,092	41.28
Yadkin	1,289	861	430	1,706	1,673	397	357	762	685	1,888	4,539	4,682	3,877	2,213	2,494	4,565	2,907	1,041	12	36,378	42.48
Yancey	606	410	206	823	815	196	189	359	308	734	2,171	2,359	2,045	1,113	1,139	2,257	1,836	694	7	18,267	44.80
STATE	410,059	269,879	134,279	536,773	544,319	135,558	133,589	267,464	302,034	789,250	1,508,723	1,491,648	1,418,186	693,444	679,717	1,255,799	799,114	268,237	5,109	11,643,181	40.19

[Return to Top](#)

Last updated 19SEP2016

ATTACHMENT 3

Letters of Support

COUNTY OF HYDE

30 Oyster Creek Road
PO Box 188

SWAN QUARTER, NORTH CAROLINA 27885
252-926-4400
252-926-3701 Fax


Bill Rich
County Manager

Fred Holscher
County Attorney

Lois Stotesberry, CMC, NCCCC
Clerk to the Board

Board of Commissioners

Earl Pugh, Jr., Chair
Barry Swindell, Vice-Chair
Benjamin Simmons, III
Tom Pahl
Dick Tunnell



July 10, 2017

T.J. Pulliam, MD
Chair, Long-Term and Behavioral Health Committee
State Health Coordinating Council
H.C. Department of Health and Human Services
2704 Mail Service Center
Raleigh, NC 27699-2704

SUBJECT: Petition for Adjustment Need Determination for Hospice Home Care Office in Hyde County

Dear Dr. Pulliam,

I am writing on behalf of the Hyde County Board of Commissioners in support of Liberty Home Care VII, LLC d/b/a Liberty Home Care Services effort to petition for an adjusted need determination for a hospice home care office in Hyde County.

There is a need for hospice care in Hyde County as there is not currently a hospice home care office located in the County currently. Therefore, residents of this community must rely on hospice offices from other counties traveling far distances to assist with hospice services. An adjustment to the need determination for hospice home care office in Hyde County would provide the residents in our county adequate local access to end-of-life care.

Please accept my support for approval of a need determination for hospice home care office in Hyde County in the 2018 State Medical Facilities Plan.

With Regards,



Earl Pugh, Jr.

Chair, Hyde County Board of Commissioners

7/18/2017

Hyde County Health Department

P.O. Box 100
1151 Main Street
Swan Quarter, N.C. 27885

Phone (252) 926-4399
Fax (252) 926-0021



*From the Lodge to the Lighthouse
We're striving for a healthier Hyde*

*Luana C. Gibbs, RN
Interim Health Director*

T.J. Pulliam, MD
Chair, Long-Term and Behavioral Health Committee
State Health Coordinating Council
H.C. Department of Health and Human Services
2704 Mail Service Center
Raleigh, NC 27699-2704

SUBJECT: Petition for Adjustment Need Determination for Hospice Home Care Office in Hyde County

Dear Dr. Pulliam:

Please accept this correspondence as my support for approval of a need determination for hospice home care office in Hyde County in the 2018 State Medical Facilities Plan.

I am the Interim Health Director for the Hyde County Health Department and certainly support this effort wholeheartedly. Hyde County currently does not maintain a hospice office within our boundaries, and must rely upon services provided from neighboring counties. This is sometimes a challenge, as distance can be a barrier to care. Please consider my letter of support for an adjustment in the needs determination for a hospice care office in Hyde County. Our citizens would benefit from the local access to end-of-life care.

Sincerely,

A handwritten signature in cursive script that reads "Luana C. Gibbs".

Luana C. Gibbs, RN
Interim Health Director



COUNTY OF HYDE

Board of Commissioners

Earl Pugh, Jr., Chair
Barry Swindell, Vice-Chair
Benjamin Simmons, III
Tom Pahl
Dick Tunnell

30 Oyster Creek Road
PO Box 188
SWAN QUARTER, NORTH CAROLINA 27885
252-926-4400
252-926-3701 Fax

Bill Rich
County Manager

Fred Holscher
County Attorney

Lois Stotesberry, CMC, NCCCC
Clerk to the Board



June 14, 2017

T.J. Pulliam, MD
Chair, Long-Term and Behavioral Health Committee
State Health Coordinating Council
H.C. Department of Health and Human Services
2704 Mail Service Center
Raleigh, NC 27699-2704

SUBJECT: Petition for Adjustment Need Determination for Hospice Home Care Office in Hyde County

Dear Dr. Pulliam,

I am writing to support of Liberty Home Care VII, LLC d/b/a Liberty Home Care Services effort to petition for an adjusted need determination for a hospice home care office in Hyde County.

There is a need for hospice care in Hyde County as there is not currently a hospice home care office located in the County currently. Therefore, residents of this community must rely on hospice offices from other counties traveling far distances to assist with hospice services. An adjustment to the need determination for hospice home care office in Hyde County would provide the residents in our county adequate local access to end-of-life care.

Please accept my support for approval of a need determination for hospice home care office in Hyde County in the 2018 State Medical Facilities Plan.

With Regards,

Kris Cahoon Noble
Assistant County Manager
Director of Economic Development and Planning



Cross Creek
Health Care Center

July 14, 2017

Denise Michaud
Chair, Long-Term and Behavioral Health Committee
State Health Coordinating Council
H.C. Department of Health and Human Services
2704 Mail Service Center
Raleigh, NC 27699-2704

SUBJECT: Petition for Adjustment Need Determination for Hospice Home Care Office in Hyde County

Dear Dr. Pulliam,

I work as a Nursing Home Administrator in the local healthcare community and I offer this letter in support of Liberty Home Care VII, LLC d/b/a Liberty Home Care Services effort to petition for an adjusted need determination for a hospice home care office in Hyde County.

There is a need for hospice care in Hyde County as there is not currently a hospice home care office located in the County currently. Therefore, residents of this community must rely on hospice offices from other counties traveling far distances to assist with hospice services. We have seen a delay in services at our facility and have had instances where death occurred and Hospice Staff did not come at all. An adjustment to the need determination for hospice home care office in Hyde County would provide the residents in our county adequate local access to end-of-life care.

Please accept my support for approval of a need determination for hospice home care office in Hyde County in the 2018 State Medical Facilities Plan.

With Regards,

A handwritten signature in black ink that reads "Geraldine Weatherly, RN, NHA". The signature is written in a cursive style and is positioned above the printed name.

Signature

Geraldine Weatherly, RN, NHA
Printed Name

Cross Creek Health Care
Organization

June 28, 2017

T.J. Pulliam, MD
Chair, Long-Term and Behavioral Health Committee
State Health Coordinating Council
H.C. Department of Health and Human Services
2704 Mail Service Center
Raleigh, NC 27699-2704

SUBJECT: Petition for Adjustment Need Determination for Hospice Home Care Office in Hyde County


Dear Dr. Pulliam,

I work as a physician in the local healthcare community and I offer this letter in support of Liberty Home Care VII, LLC d/b/a Liberty Home Care Services effort to petition for an adjusted need determination for a hospice home care office in Hyde County.

There is a need for hospice care in Hyde County as there is not currently a hospice home care office located in the County currently. Therefore, residents of this community must rely on hospice offices from other counties traveling far distances to assist with hospice services. An adjustment to the need determination for hospice home care office in Hyde County would provide the residents in our county adequate local access to end-of-life care.

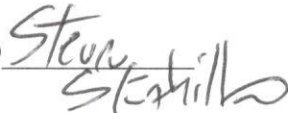
Please accept my support for approval of a need determination for hospice home care office in Hyde County in the 2018 State Medical Facilities Plan.

With Regards,



Signature

Steven Skahill, MD
Printed Name




Roanoke Medical Associates _____
Organization

ATTACHMENT 4

Certificate of Accreditation

CERTIFICATE *of* ACCREDITATION



ACCREDITATION COMMISSION FOR HEALTH CARE CERTIFIES THAT:

Liberty Home Care, VII, LLC
d/b/a Liberty Home Care
SWAN QUARTER, NORTH CAROLINA


HAS DEMONSTRATED A COMMITMENT TO PROVIDING QUALITY CARE AND SERVICES TO CONSUMERS THROUGH COMPLIANCE WITH ACHC'S NATIONALLY RECOGNIZED STANDARDS FOR ACCREDITATION AND IS THEREFORE GRANTED ACCREDITATION FOR THE FOLLOWING:

HOME HEALTH

FROM *April 26, 2017* THROUGH *February 28, 2019*


CHIEF EXECUTIVE OFFICER


CHAIRMAN OF THE BOARD OF COMMISSIONERS



ACCREDITATION COMMISSION *for* HEALTH CARE